

JEEP NP231 SHIFTER BRACKET

Primary use is for AX15 & NV3550 replacing the Peugeot but can be used on additional applications

KIT CONSISTS OF:

No.	Qty	Part No.	Description
1.	1	715545A	TRANSFER CASE SHIFTER BRACKET
2.	1	715545B	TRANSFER CASE SUPPORT BRKT.
3.	2	721501	10-32 x 3/4" S.H.C.S. T/C SHIFTER GATE
4.	2	721502	10-32 NYLON LOCK NUT
5.	2	723701	NUT 3/8 -16 PLATED GRD 5
6.	2	723704	LOCK WASHER 3/8 ZINC
7.	2	723721	H.H.C.S. 3/8 -16 X 1 PLATE GR5
8.	1	724302	FLAT WASHER 7/16 SAE ZINC
9.	1	724307	H.H.C.S. 7/16 -14 X 1
10.	1	725003	FLAT WASHER 1/2 PLATED-SAE ZINC
11.	1	725005	NYLON LOCK NUT 1/2 -13 PLATED zinc



This bracket requires the use of your stock transfer case shifter, the linkage rod to your transfer case, and the shifter gate. All 1987-95 Jeep linkages used a gated shifter that pivoted off of a support bolt. **NOTE:** Some of the Jeep Cherokees used a bellcrank linkage system in which the 715545 bracket should not be used. The stock bellcrank linkage will need to be modified to fit on these vehicles or can possibly use our P/N 715542.

You will remove the handle and need to grind off the two rivets that retain the gate on your stock bracket. We have provided two new bolts to install the gate back onto our new shifter bracket. This bracket is designed around a Peugeot transmission replacement, the length between the transfer case and the handle may be different on other applications. The shifter rod may need to be lengthen or replaced. We do offer a new replacement rod P/N 715545C. We also offer a new transfer case shift handle that uses one of our custom printed knobs. P/N 715545H (handle & knob kit)

The new bracket is designed to work with the AX15 transmission without using the support bracket. The 715545A will use the boss on the AX15 tailhousing and one of the transfer case stud bolts.

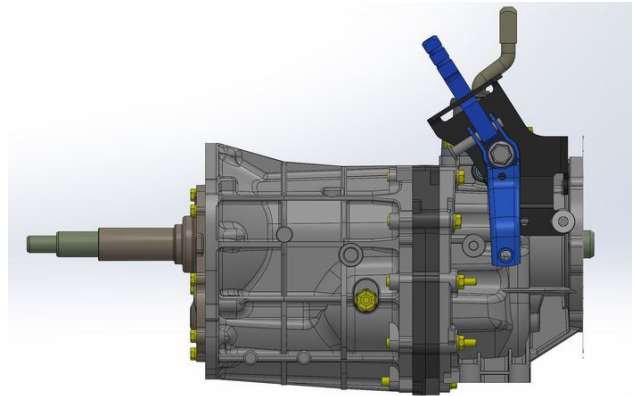
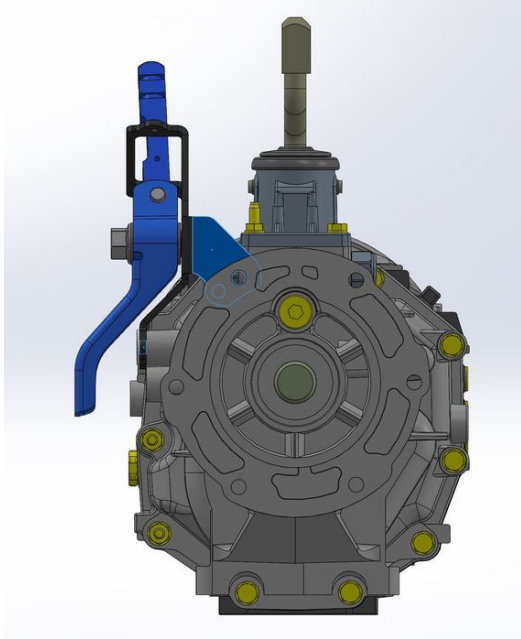
On transmissions like the NV3550, The support bracket bolts to the main shifter bracket and then allows the shifter to bolt to two of the transfer case stud bolts. The support bracket bolts to the main shifter bracket using the 3/8-16 hardware as shown in the photo.

The stock pivot bolt is removed from the stock bracket along with the handle and is installed into the new bracket and retained with the 1/2" flat washer and locking nylon nut.

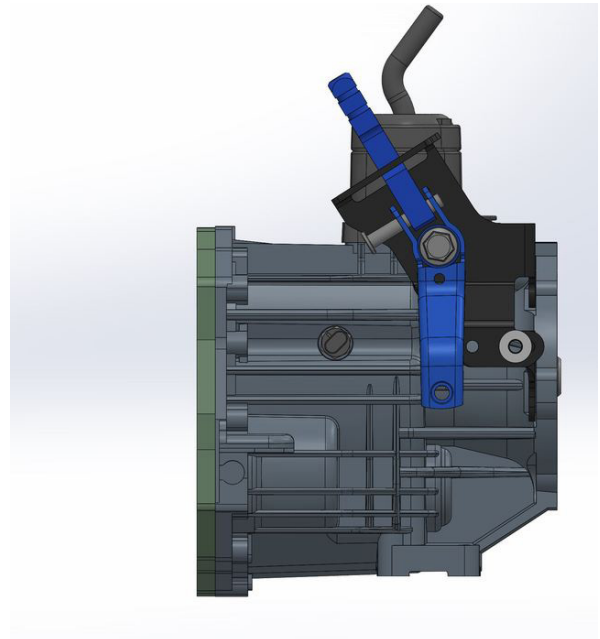



SPECIAL NOTE: The components packaged in this kit have been assembled and machined for specific type of conversions. Modifications to any of the components will void any possible warranty or return privileges. If you do not fully understand modifications or changes that will be required to complete your conversion, we strongly recommend that you contact our sales department for more information. This instruction sheet is only to be used for the assembly of Advance Adapter components. We recommend that a service manual pertaining to your vehicle be obtained for specific torque values, wiring diagrams and other related equipment. These manuals are normally available at automotive dealerships and parts stores.

JEEP NP231 SHIFTER BRACKET



The top transmission is the AX15 side and back view and the bottom is the NV3550 side and back view.



SPECIAL NOTE: The components packaged in this kit have been assembled and machined for specific type of conversions. Modifications to any of the components will void any possible warranty or return privileges. If you do not fully understand modifications or changes that will be required to complete your conversion, we strongly recommend that you contact our sales department for more information. This instruction sheet is only to be used for the assembly of Advance Adapter components. We recommend that a service manual pertaining to your vehicle be obtained for specific torque values, wiring diagrams and other related equipment. These manuals are normally available at automotive dealerships and parts stores.