

## FORD 6R80 TO BRONCO DANA 20

### KIT CONSISTS OF:

No.	Qty	Part No.	Description	
1.	1	51-0209	NV4500 TO BRONCO DANA 20 ADAPT	The 6R80 Gear ratio's
2.	1	51-3900	ADAPTER- 6R80 TO ATLAS	4.17:1 first
3.	1	52-4303	SHAFT- ZF TO BRONCO D20 SPUD	2.34:1 second
4.	1	716111	DOWEL PIN FOR 6R80 ADAPTER	1.57:1 third
5.	1	716223	RETAINER- D20 BEARING FOR BRONCO	1.14:1 fourth
6.	1	716302	BEARING SEALED 307	.87:1 fifth
7.	1	716455	SNAP RING	.69:1 sixth
8.	1	716513	BRONCO TRANSFER CASE GSKT	
9.	1	716517	GASKET-N.P.208 TRANSFER CASE	
10.	1	716714	O-RING 568-240	
11.	1	714205	BOLT PACK	

**Note:** 1966-70 Broncos equipped with the Borg Warner front driveshaft will be required to change it out to a 1310CV style shaft.

The 6R80 can be found behind the 3.7L V6 up to the 6.2L V8 from 2009 to current. The 6R80 weighs about 215 lbs and is built for 590 ft lbs of input torque.


Ford upgraded the 6R80 to a new 10 speed in 2017 and the new transmission shares the same bolt pattern and output spline as the 6R80 transmission. The new 10R80 is adaptable with this same adapter kit.



Our adapter kit works with the 4WD transmission version only. The new adapter kit uses the factory bolts to fasten the adapter to the transmission. Note, make sure you install the one bolt located at 6 o'clock. Assemble the bearing and shaft into the alignment retainer. Install the shaft assembly into the Dana 20 transfer case and then install the adapter ring. The adapter ring has a timing mark for the orientation on to the transfer case. When looking at the face of the transfer case the mark should be orientated approximately at 10 o'clock location.



**SPECIAL NOTE:** The components packaged in this kit have been assembled and machined for specific type of conversions. Modifications to any of the components will void any possible warranty or return privileges. If you do not fully understand modifications or changes that will be required to complete your conversion, we strongly recommend that you contact our sales department for more information. This instruction sheet is only to be used for the assembly of Advance Adapter components. We recommend that a service manual pertaining to your vehicle be obtained for specific torque values, wiring diagrams and other related equipment. These manuals are normally available at automotive dealerships and parts stores.

## FORD 6R80 TO BRONCO DANA 20

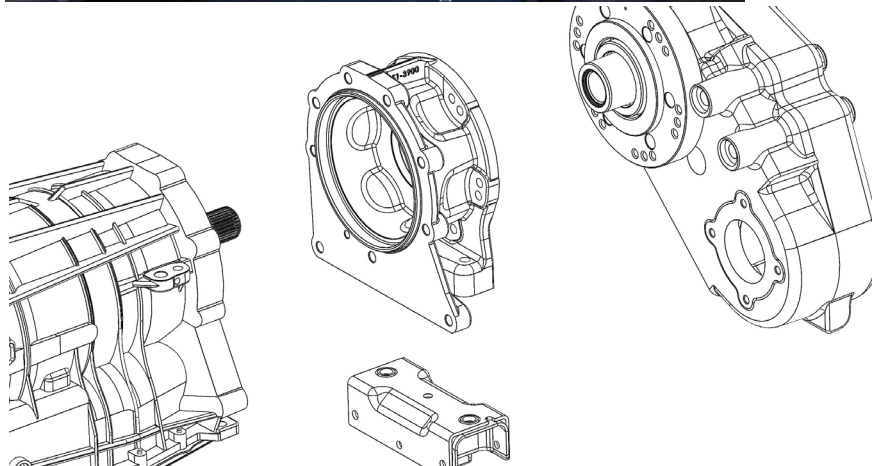


We do offer a crossmember kit that includes the rubber mount and frame to frame steel support mount P/N 716040

The transfer case shifter linkage is not provided yet; however, we are working on a linkage kit.



The factory transfer case that was coupled to the 6R80 used an alignment pin that was a snug fit on the transfer case housing and a loose fit into the back of the transmission. We have included an alignment/dowel pin that should be a snug fit into our adapter housing which is the same as Ford used.



**SPECIAL NOTE:** The components packaged in this kit have been assembled and machined for specific type of conversions. Modifications to any of the components will void any possible warranty or return privileges. If you do not fully understand modifications or changes that will be required to complete your conversion, we strongly recommend that you contact our sales department for more information. This instruction sheet is only to be used for the assembly of Advance Adapter components. We recommend that a service manual pertaining to your vehicle be obtained for specific torque values, wiring diagrams and other related equipment. These manuals are normally available at automotive dealerships and parts stores.