


## GM CIRCULAR 32 NP205-32SPL INPUT TO GM 6L80 32SPL TRANS



### IN HOUSE INSTRUCTIONS

| No. | Qty. | Part No. | Description                |
|-----|------|----------|----------------------------|
| 1.  | 1    | 51-6910  | GM CIRCULAR 1-5/8" SPACER  |
| 2.  | 6    | 723704   | 3/8" LOCKWASHER            |
| 3.  | 6    | 723703   | 3/8"-16 NYLON LOCK NUT     |
| 4.  | 6    | 723712   | 3/8"-16 x 3-1/2" STUD BOLT |



This casting is designed for the NP205 transfer case that used a long stickout input gear. This should be all late NP205 except 1985 coupled to a TH400. On this application this adapter will not be needed.

In order to provide clearance for the shift mechanism on the NP205 T/C, you must make a small relief area in the original 4WD tailhousing. If you do not have a milling machine, then you can remove this excess material by using a drill press and drilling numerous holes. The photos on this page illustrate the modifications required.



**SPECIAL NOTE:** The components packaged in this kit have been assembled and machined for specific types of conversions. Modifications to any of the components will void any possible warranty or return privileges. If you do not fully understand the modifications or changes that will be required to complete your conversion, we strongly recommend that you contact our sales department for more information. This Instruction Sheet is only to be used for the assembly of Advance Adapter components. We recommend that a service manual pertaining to your vehicle be obtained for specific torque vales, wiring diagrams and other related equipment. These manuals are normally available at automotive dealerships and parts stores.