




TR4050 or AX15 TO 10 SPLINE TOYOTA LAND CRUISER

KIT CONSISTS OF:

No.	Qty	Part No.	Description
1	1	51-7800	TOYOTA L/C-T18 4 SP CASTING
2	1	52-0225	SHAFT- 23SP TO TLC 10SP
3	1	716301	BEARING SEALED 307 W/ SNAP RING
4	1	716507	TOYOTA L/C GASKET
5	6	723704	LOCK WASHER 3/8" ZINC
6	6	723722	H.H.C.S. 3/8"-16 X 1-1/
7	3	724345	H.H.C.S. 7/16"-14 X 5" GRD 5
8	2	724349	H.H.C.S. 7/16"-14 X 1-1/2" GRD 5
9	1	728701	NUT-NYLON LOCK 7/8"-16
10	1	728702	SPECIAL FLAT WASHER
11	1	726207	5/8 FLAT WASHER

Adapter kit for the Tremec TR4050 or the AX15: Both transmission will require the transmission output shaft to be trimmed .300" we recommend using some tape to mark the cut off location. If you do not want to cut the output shaft of the transmission, we offer a .500" spacer that can be used P/N 51-8610. If you look at doing this option you will also need 6 longer bolts P/N 723724.

AX15 tailhousing will need the seal removed as the spud shaft will not the fit. This will require the weep hole on the rear of the AX15 tailhousing to be plugged (use RTV silicone).

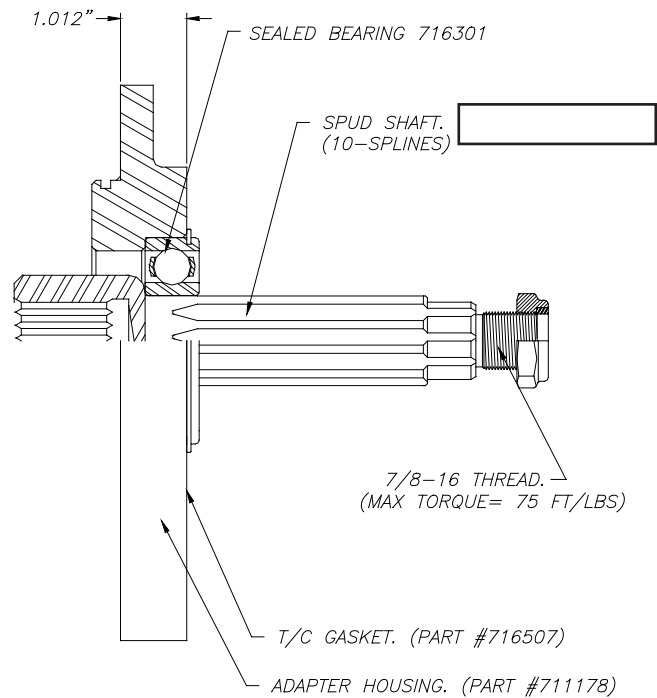





The AX15 has used two different bolt patterns on the tail housing. The photo (left) shown the current pattern. a second pattern of 10 degrees counter clockwise was also used. The adapter to get the TLC transfer case with the proper degree of rotation requires the other pattern to be added. We offer a clocking ring that will help in drilling the new holes for the AX15, P/N 716516 (shown right)



SPECIAL NOTE: _____ The components packaged in this kit have been assembled and machined for specific type of conversions. Modifications to any of the components will void any possible warranty or return privileges. If you do not fully understand modifications or changes that will be required to complete your conversion, we strongly recommend that you contact our sales department for more information. This instruction sheet is only to be used for the assembly of Advance Adapter components. We recommend that a service manual pertaining to your vehicle be obtained for specific torque values, wiring diagrams and other related equipment. These manuals are normally available at automotive dealerships and parts stores.

TR4050 or AX15 TO 10 SPLINE TOYOTA LAND CRUISER





TR4050 transfer case shifter:
We offer a kit P/N 715574. This kit is a new Twin Stick shifter and does require some modifications to the transmission.



SPECIAL NOTE: The components packaged in this kit have been assembled and machined for specific type of conversions. Modifications to any of the components will void any possible warranty or return privileges. If you do not fully understand modifications or changes that will be required to complete your conversion, we strongly recommend that you contact our sales department for more information. This instruction sheet is only to be used for the assembly of Advance Adapter components. We recommend that a service manual pertaining to your vehicle be obtained for specific torque values, wiring diagrams and other related equipment. These manuals are normally available at automotive dealerships and parts stores.

TR4050 or AX15 TO 10 SPLINE TOYOTA LAND CRUISER

AX15 transfer case shifter linkage. The AX15 has a boss on the side of the transmission that is perfect for mounting the pivot shaft for the Toyota Land cruiser shifter. The boss in the photos gives you a mounting point that you can then modify your stock linkage or install one of our twin stick kits. The twin sticks are a bit more for giving or easier to modify when coupling to the stock transfer case, kit (715573).



The hole is the correct size for the 16MM x 1.5 tap which matches the thread on the pivot shaft. The plug tap should be around \$20.00. The hole depth on the transmission is approximately .500" which is about the same as the threads on the pivot shaft, we have added a flat washer to be installed under the pivot since the lead of the tap is tapered, not putting full threads in the bottom of the hole.



The new pivot location is about 2" higher on the transmission than the 715573 kit is designed for. We do not offer a longer mode shaft arm, however, we used a 5/16-24 x 3" B7 all thread (P/N 723133) 3 nuts (P/N 723131) a female heim (P/N 302203) and (P/N 715588E) longer mode shifter link. These parts with the 715573 kit extend the linkage down to connect to the mode shaft.

