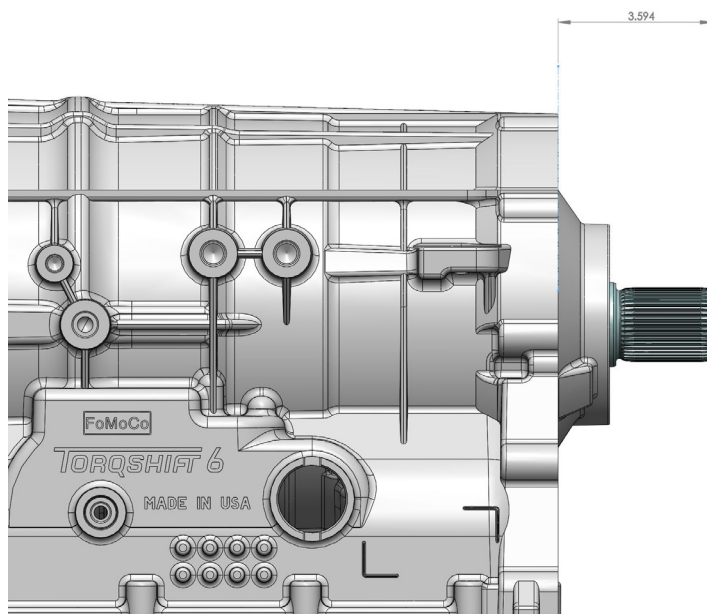


6R140 4X4 A.T. (EXTENDED)

KIT CONSISTS OF:

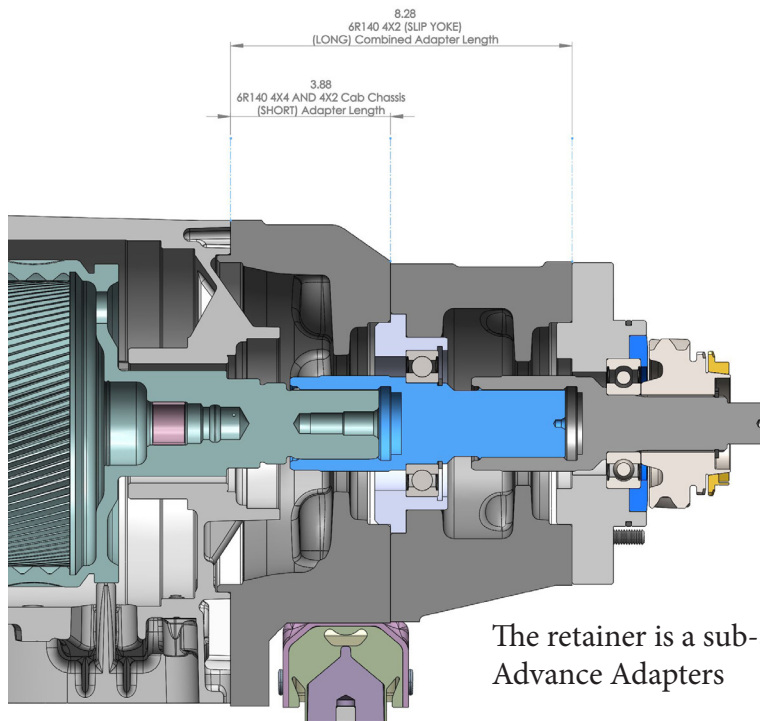
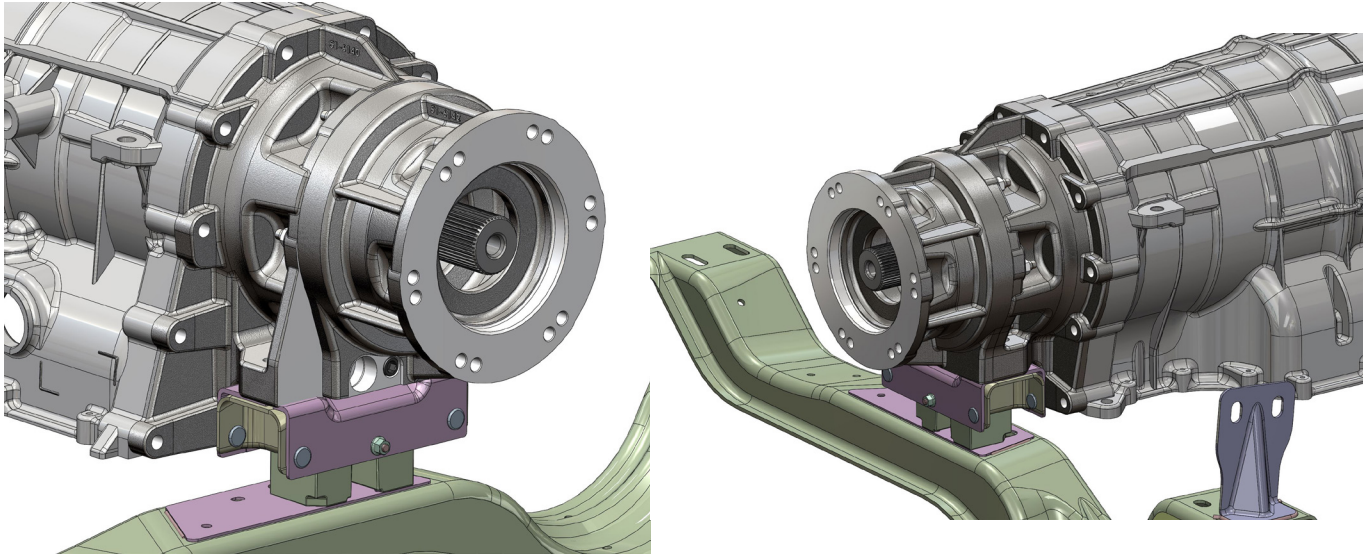
No.	Qty	Part No.	Description
1	1	716111	DOWEL 51-3900 & 51-6140 ALIGNMENT
2	1	51-6140	ADAPTER- 6R140 TO ATLAS T-CASE
3	1	51-6142	ADAPTER- 6R140 T-CASE EXTENSION
4	2	302070	TRANSFER CASE STUD BOLT KIT
5	2	725003	FLAT WASHER 1/2 PLATED-SAE ZINC
6	2	725008	H.H.C.S. 1/2 -13 X 1-1/2 gr. 5
7	1	723731	BOLT 3/8 -16 X 1.00" SHCS ZINC
Sub-Assembly assembled at Advance Adapters			
1	1	716219	RETAINER 210 BRG INDEX
2	1	716328	BEARING SINGLE ROW 210
3	1	340407	SNAP-RING EXT INPUT GEAR NP
4	1	716469	SNAP-RING INT 210 BRG
5	1	52-6142	SHAFT 6R140 43 BY 43

Our adapter kit works with the 4WD transmission version only. The new adapter kit uses the factory bolts to fasten the adapter to the transmission. Note, make sure you install the one bolt located at 6 o'clock. The factory rubber mount will be retained from the Ford and bolted to our adapter.



SPECIAL NOTE: The components packaged in this kit have been assembled and machined for specific type of conversions. Modifications to any of the components will void any possible warranty or return privileges. If you do not fully understand modifications or changes that will be required to complete your conversion, we strongly recommend that you contact our sales department for more information. This instruction sheet is only to be used for the assembly of Advance Adapter components. We recommend that a service manual pertaining to your vehicle be obtained for specific torque values, wiring diagrams and other related equipment. These manuals are normally available at automotive dealerships and parts stores.

6R140 4X2 A.T. (EXTENDED)



The retainer is a sub-assembly that is assembled at Advance Adapters

SPECIAL NOTE: The components packaged in this kit have been assembled and machined for specific type of conversions. Modifications to any of the components will void any possible warranty or return privileges. If you do not fully understand modifications or changes that will be required to complete your conversion, we strongly recommend that you contact our sales department for more information. This instruction sheet is only to be used for the assembly of Advance Adapter components. We recommend that a service manual pertaining to your vehicle be obtained for specific torque values, wiring diagrams and other related equipment. These manuals are normally available at automotive dealerships and parts stores.